



## zQ175DN-KI Transgenic Mouse Model

zQ175DN-KI mice (JAX# 029928) have the mouse Htt exon 1 replaced by the human HTT exon 1 sequence with ~180-220 CAG repeats. Furthermore, the neo cassette of these KI mice was deleted (DN).

**Figure 1:**

Quantification of mHTT by sandwich immunosorbent assay using the MesoScale Discovery platform in the isocortex of 5,5 months old mixed sex zQ175DN KI and WT mice. WT: n = 3; zQ175DN KI: n = 12. Mean + SEM. Unpaired t-test. \*\*\*p<0.001.

**Figure 2:**

Body weight of 5.5 months old mixed sex zQ175DN KI and WT mice. n = 12 per group. Mean ± SEM; Repeated Measures Two Way ANOVA with Sidak's multiple comparison post hoc test; \*p<0.05. Analysis of body weight progression was significant by Tukey's multiple comparison post hoc test (not labeled).

**Figure 3:**

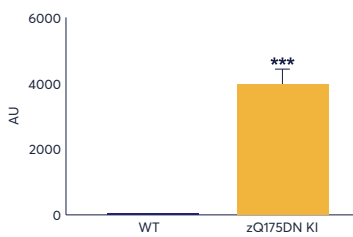
Nest building of 5,5 months old mixed sex zQ175DN KI and WT mice. Score of 1 representing a poor nest and score of 5 representing a perfect nest. n = 12 per group. Mean + SEM; Mann-Whitney U-test. \*\*\*p<0.001.

**Figure 4:**

Beam Walk test of 5.5 months old mixed sex zQ175DN KI and WT mice. Number of slips on a 10 mm square beam. n = 12 per group. Mean + SEM; unpaired t-test. \*\*p<0.01.

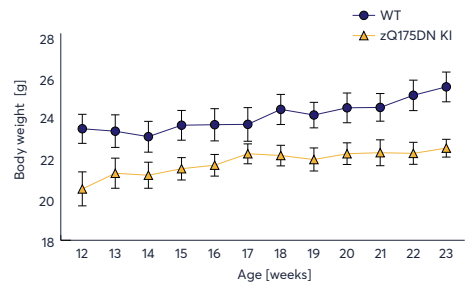
### mHTT isocortex

Figure 1:



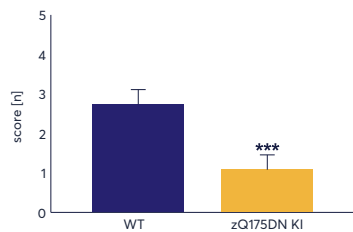
### Body Weight

Figure 2:



### Nest Building

Figure 3:



### Slips – 10 mm square beam

Figure 4:

